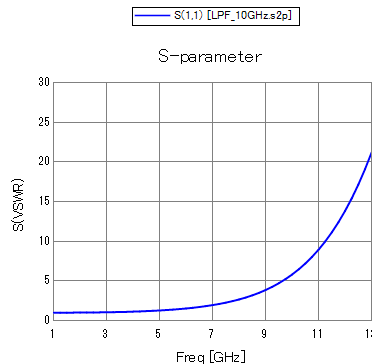
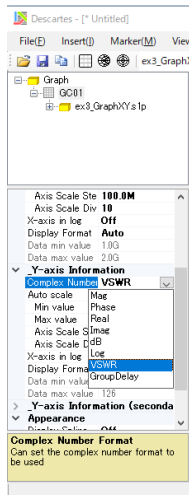


Question 11

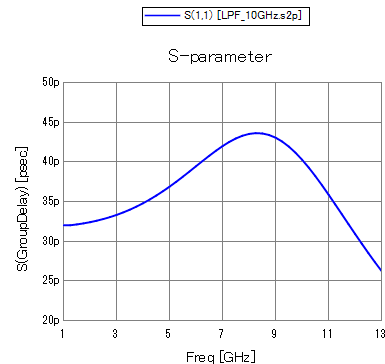
Q: Can Femtet display VSWR or group delay?
(Electromagnetic analysis/Descartes/VSWR/Groupdelay/Group delay)

A: Yes, Femtet can do it.

On the result table, select the S-parameter tab and click the [Graph] button, then Descartes window will appear. Click the XY graph to display Y-axis information on the left. Select [Complex Number Format] and click [VSWR] on the right-click menu, then VSWR will be graphed. Click [GroupDelay], then Group Delay will be graphed.



VSWR



Group Delay