

Rustool Instruction



Femtet
Computer Aided Engineering System
Murata Software Co., Ltd.

Rev.2023/6/5

Murata Software Co.,Ltd

RusTool is a tool used to extract PC information when applying for a trial Femtet license or to update a Femtet license in use.

(RUS=Remote Update System)

A license driver is installed or updated at the same time as the RusTool installation.

* Trial version means “Free with full functions version”.

➤ Licensing Flow

1. Download and install Rustool
2. Create a license file (c2v file) with Administrator privileges
3. Apply for the official/trial version from the website
4. A license application file (v2c) will be sent to you so you can apply it with Rustool.
5. Download and install Femtet
6. Check if Femtet can be started.

*The order of 4,5 is arbitrary.

C2V = Customer to Vendor
V2C = Vendor to Customer

- How to Download Rustool
- How to Install Rustool
- Apply Free with Full Functions Version
- Enable License (Update License)
- Check License
- Uninstall(Not mandatory)
- Supplementary Information

How to Download Rustool

Download it from the website.

- URL of Rustool download site
<https://www.muratasoftware.com/en/support/download/>
 - URL of apply form site for Free with Full Functions Version
<https://www.muratasoftware.com/en/trial/starter/>
- ⇒File name : Femtet_RusTool_x.x.x.zip

License Management Tool

License Update Tool

RusTool is a license update tool and used to acquire "c2v" file.

[Download license update tool \(RusTool\).zip](#) (ZIP: 29MB for both 32bit and 64bit editions)

License Manual

[Download license manual.pdf](#) (Pdf: 927KB)

Download Site Image

Free with Full Functions

You can use all of the functions of Femtet free of charge for 60 days. See [FAQ's](#) for system requirements.

- 1) Create a c2v file with [License Update Tool \(RusTool\).zip](#) (ZIP: 29MB) on the computer/server where you want to save the license. Note that the license is not transferable to other computer. If you have a difficulty to install RusTool, please read page 5 of [RusTool manual](#).
- 2) Fill in "Application for Trial" and attach the c2v file.
- 3) Read and agree to "License Agreement".
- 4) Press [Review Your Application] and submit. We will send you a trial license key (v2c file) upon receipt of your application.

Please note that you must belong to a corporation to use this software. We may decline your application depending on the examination result of your application.

Apply Form Site of
Free with Full Functions Version

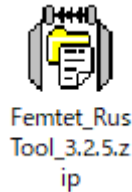
How to Install Rustool

Unzip the downloaded Femtet RusTool installer and launch the exe file.

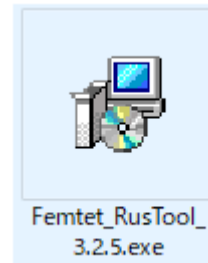
! Only users with administrator privileges (Administrators) can install Femtet RusTool. If you do not have administrator privileges, switch users or create new ones to install.

• File name of zip file

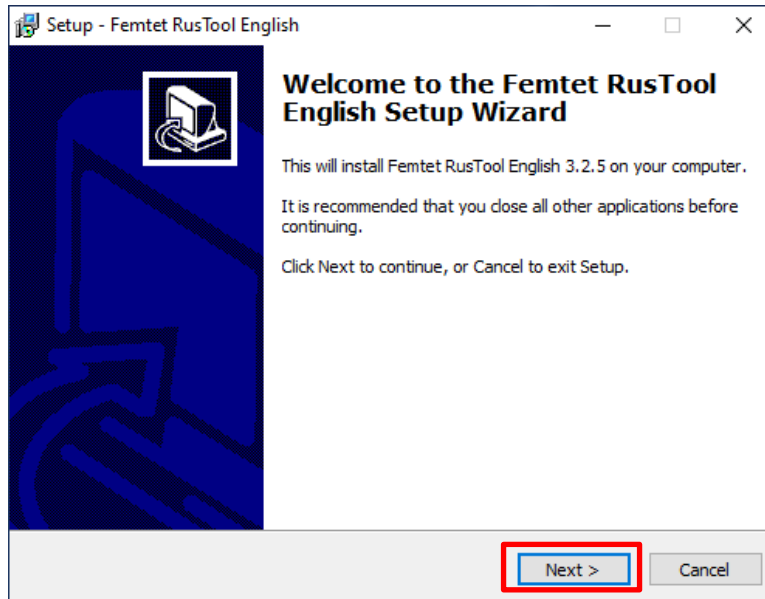
⇒ Femtet_RusTool_x.x.x.zip (x is Version number)



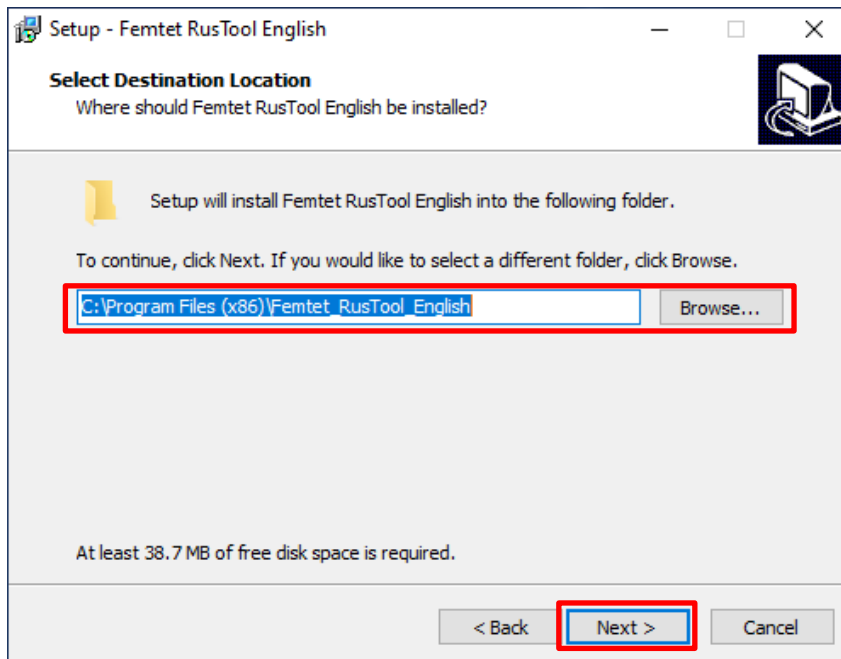
Unzip



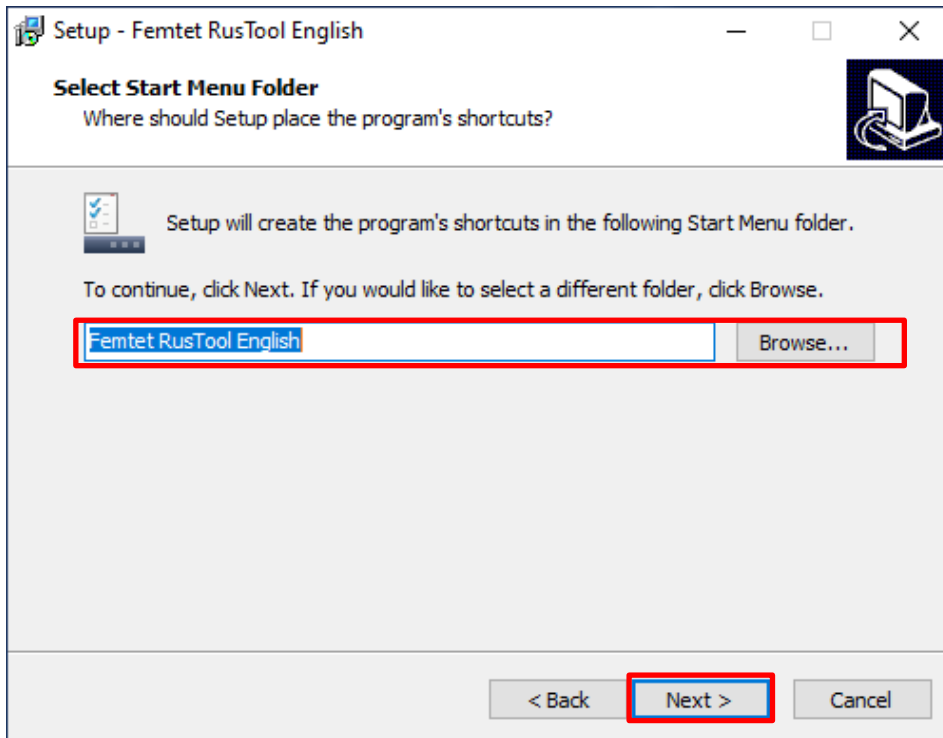
Check the message displayed and click the "Next" button.



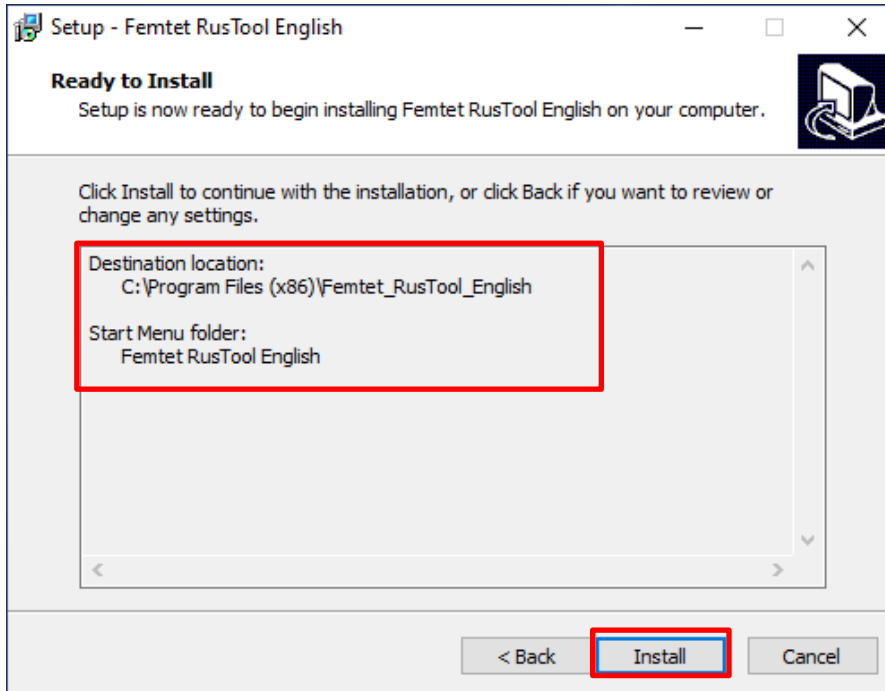
Select destination location and click the "Next" button.



Select Start Menu folder and click "Next" button.



Check the installation location and program group specified in step 3 and step 4 then click the "Install" button.



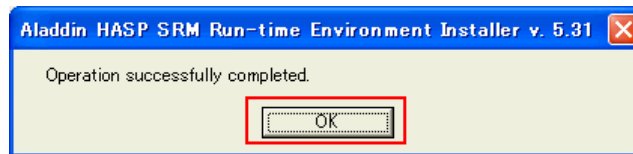
The license driver is also installed.

- ! You will not see this message if a license driver is already installed on your PC.
Go to step 8.
- ! Please wait while the license driver installation is complete.

Sentinel Run-time Environment Install...

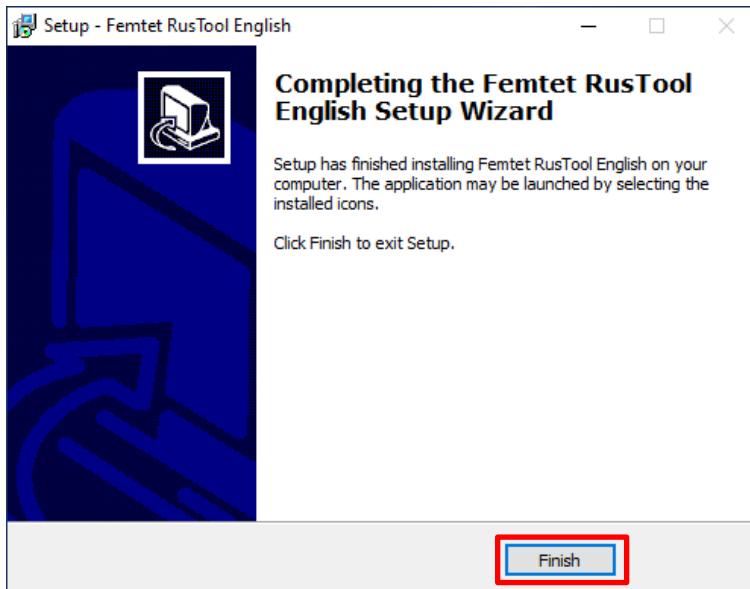
Please wait

When the license driver installation is complete, click the OK button.



*The image displayed depends on the version of the driver.

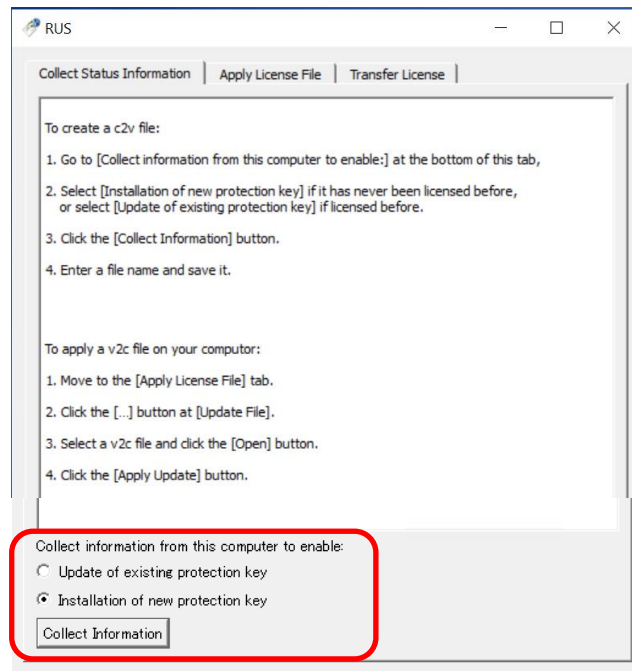
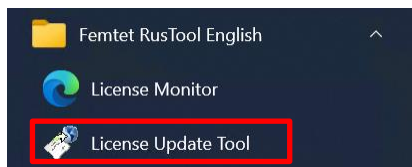
When the Femtet RusTool installation is complete, the following dialog appears. Click the Finish button.



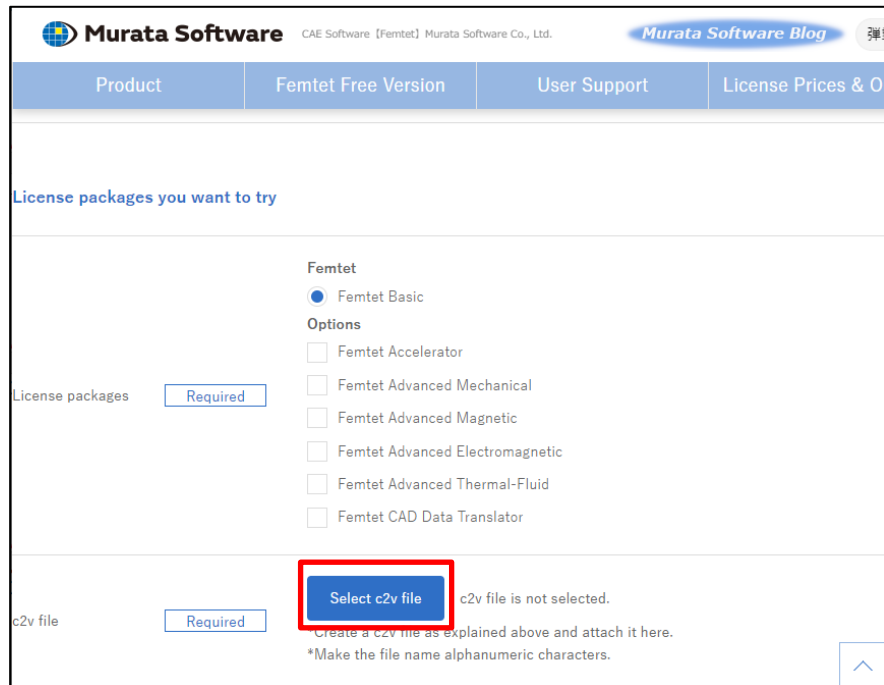
This completes the installation of Femtet RusTool.
After installation, RusTool automatically starts.

Apply Free with Full Functions Version

Go to Windows [Start] > [Femtet RusTool English] > [Licence Update Tool].
Follow the on-screen instructions to create the c2v file.



Send the created c2v file to us (name the file as you wish) through Web Form below.
Upon receipt of your c2v file, we will send you a license file (.v2c) .



The screenshot shows a web form titled "License packages you want to try" from Murata Software. The form includes a navigation menu with "Product", "Femtet Free Version", "User Support", and "License Prices & O". Below the menu, there are sections for "License packages" and "c2v file".

License packages you want to try

Femtet

- Femtet Basic

Options

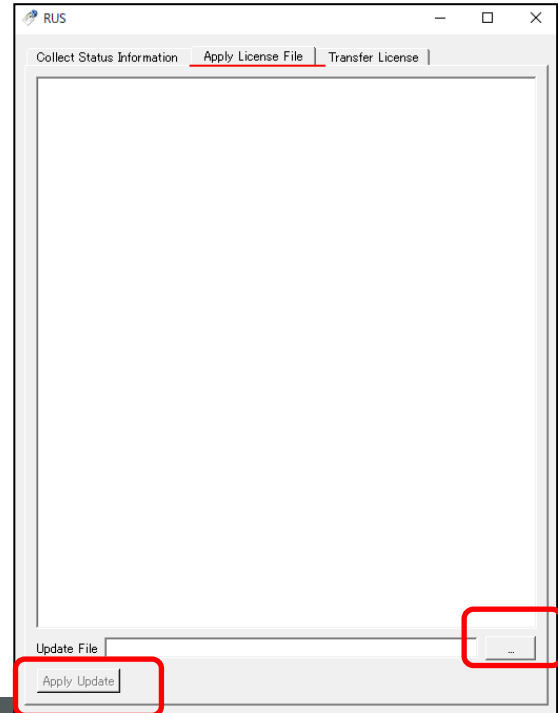
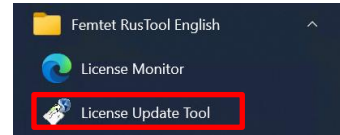
- Femtet Accelerator
- Femtet Advanced Mechanical
- Femtet Advanced Magnetic
- Femtet Advanced Electromagnetic
- Femtet Advanced Thermal-Fluid
- Femtet CAD Data Translator

c2v file c2v file is not selected.
Create a c2v file as explained above and attach it here.
*Make the file name alphanumeric characters.

<https://www.muratasoftware.com/en/trial/starter/>

Enable License
(Update License)

1. Go to Windows [Start] > [Femtet RusTool English] > [Licence Update Tool].
2. Open [Apply License File] tab.
3. Click [...] button and select the license file (v2c file) and press [Open] button.
4. Click [Apply Update] button.



Free with full function version of Femtet is now available.

In case of update of the official version, the expiration dates will be extended.

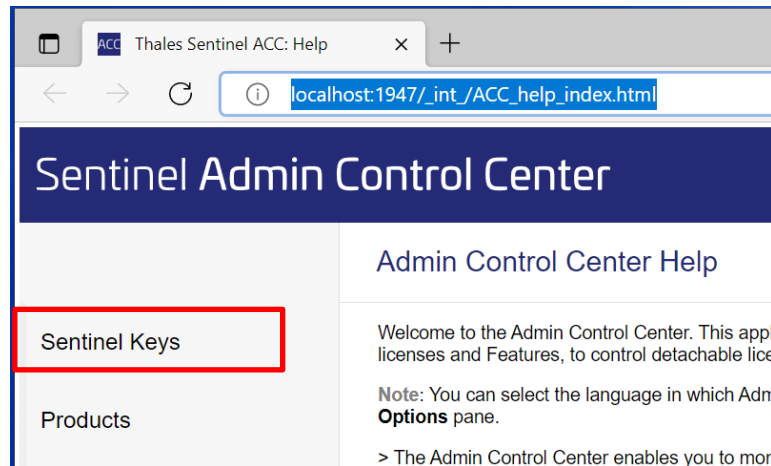
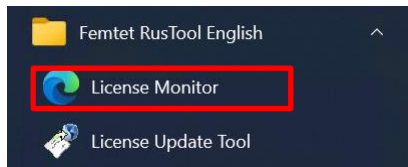
Check License

Open Licence Monitor (Admin Control Center) with Browser.

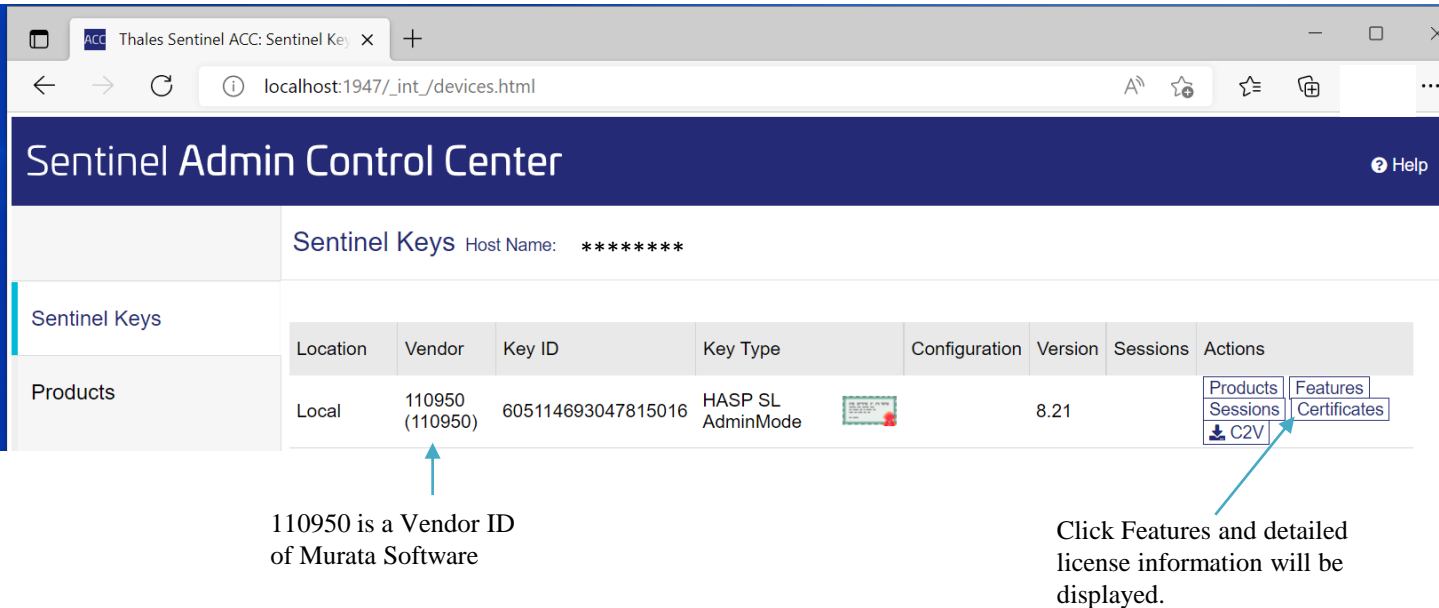
Go to Windows [Start] > [Femtet RusTool English] > [License Monitor].

Or

Enter "http://localhost:1947" in the address bar of your web browser.




Click “Sentinal Keys” on the left menu.



Sentinel Admin Control Center

Sentinel Keys Host Name: *****

Location	Vendor	Key ID	Key Type	Configuration	Version	Sessions	Actions
Local	110950 (110950)	605114693047815016	HASP SL AdminMode		8.21		Products Sessions C2V Features Certificates

110950 is a Vendor ID of Murata Software

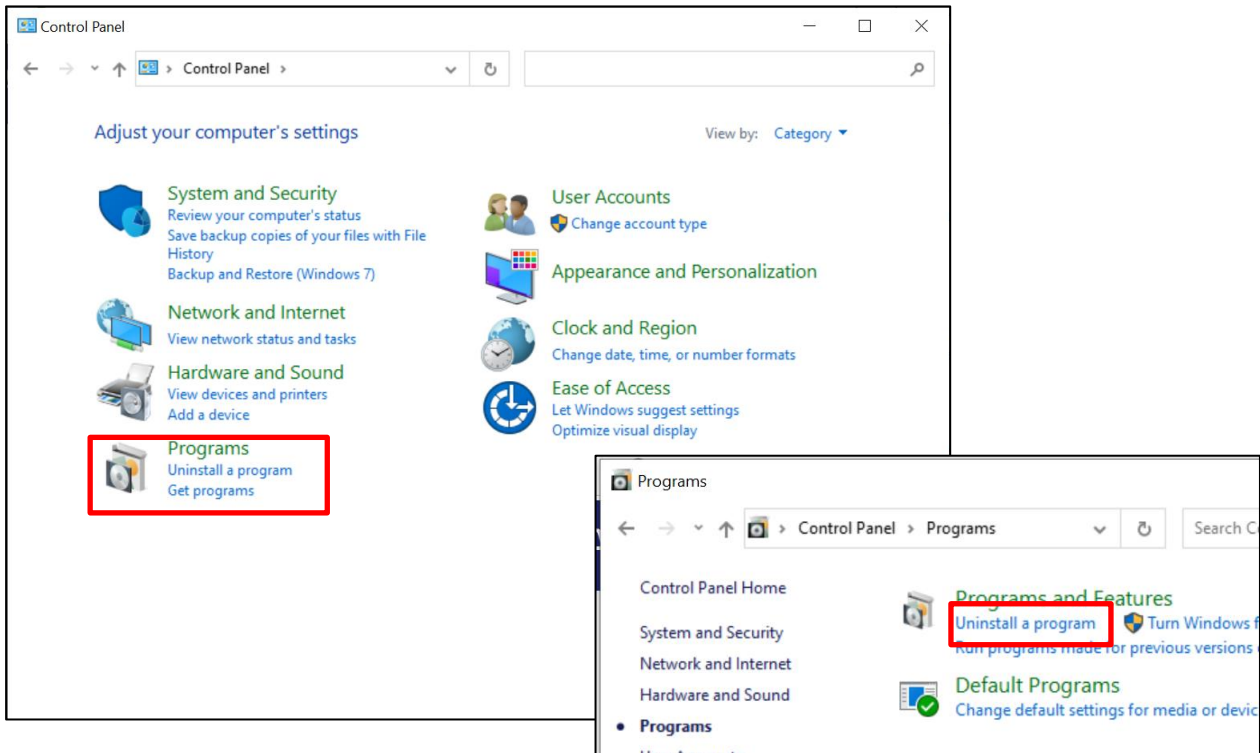
Click Features and detailed license information will be displayed.

If no license is on the list, it may not have been installed for some reason. In such cases, please contact us via our website.

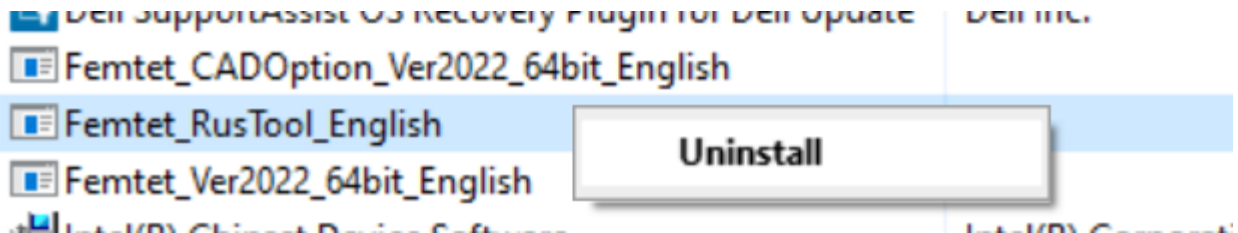
Uninstall(Not mandatory)

*Rustool is also used when updating licenses,
so basically no uninstallation is required.

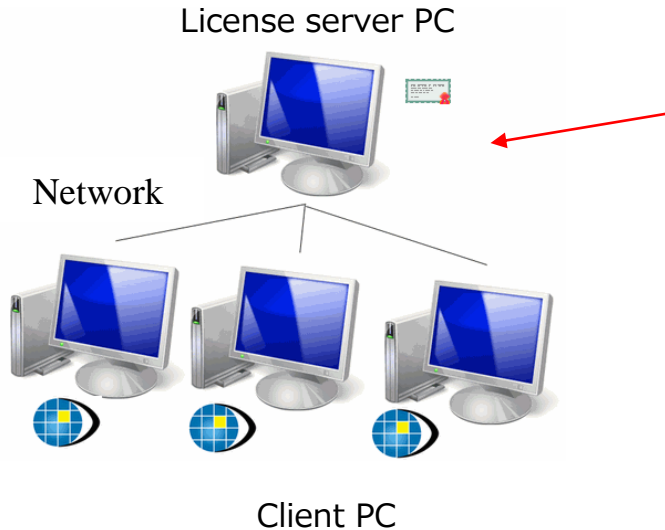
Open Control Panel and [Programs] > [Uninstall a program]



Select Femtet RusTool from the list of installed programs from right click menu, click Uninstall.



Additional Informations

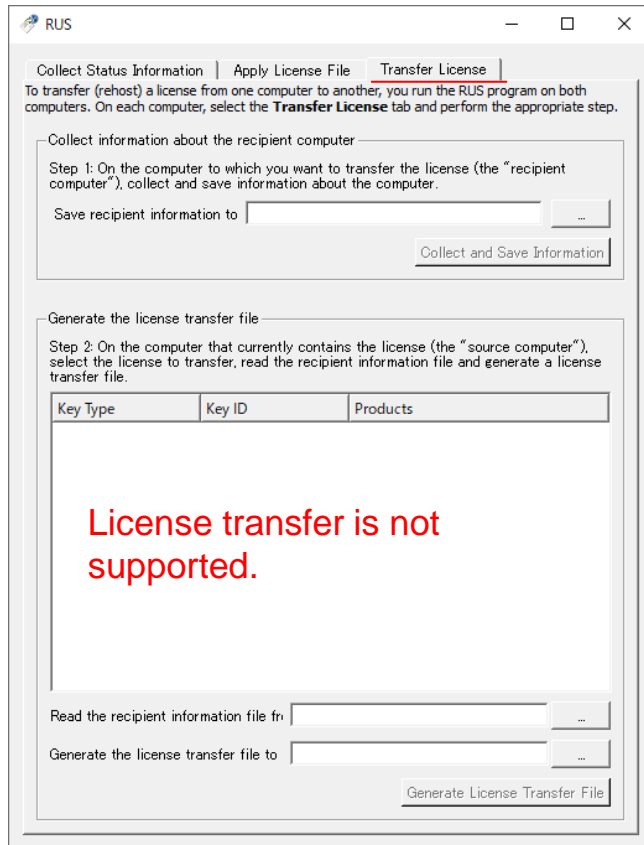


Update your license server PC Rustool regularly to the latest version.

If you only repeat the Femtet update on the client PC, an authentication error may occur if the license driver version on the license server PC becomes out of date.

Server Authentication

License transfer is not supported.



Femtet license is not transferable with Rustool.

If you would like to transfer your license between PCs, please contact us via our web form.