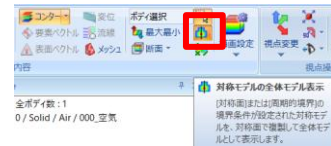
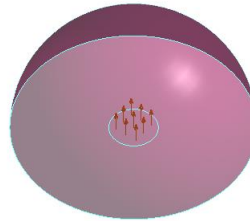


# Question 16

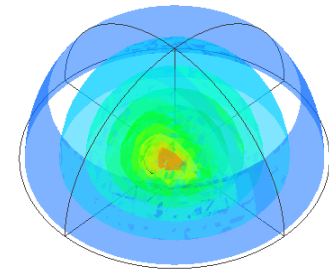
**Q:** What are the advantages of using a symmetric model?

**A:** If a model has symmetry, its symmetric model can be used for analysis. It can reduce the calculation load and result in a shorter simulation time.

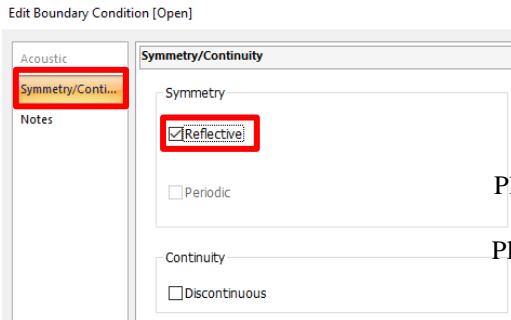
Full Model



Contour of Sound Pressure Level [dB]



The result display can illustrate the full model.



Quarter Symmetric Model

